



# Roberta Walker Kilkenny

# Emphasis will be on:

- 1) Potentials of the digital age for communities of African descent; and,
- 2) Bridging the digital divide
  - a) Creation of learning materials
  - b) AFPRL 29028: Digital Sources and Methodologies in Africana Studies

# **POTENTIALS OF THE DIGITAL AGE FOR COMMUNITIES OF AFRICAN DESCENT**

# Personal sources of inspiration

**Abdul Alkalimat**

eBlack Studies

- 1) Cyberdemocracy
- 2) Collective Intelligence
- 3) Information Freedom

**Bryan Carter**

Digital Africana Studies



# My primary concerns

To facilitate:

- 1) Access to the technology;
- 2) Access to information;
- 3) Development of research and analytical skills;
- 4) Communication and collaboration;
- 5) Access to the coursework; and,
- 6) Preparation for life outside of Hunter
  - a) Collaboration/group work
  - b) Conference calls
  - c) Research

# **CHALLENGES OF REMOTE LEARNING AND HOW TO MEET THEM**

# Getting to Know Your Students

- 1) Do they have the essential technology needed?;
- 2) Where will they do their coursework?;
- 3) Where will they be located geographically?;
- 4) Will they need support with pedagogical/andragogical changes?;
- 5) Do they have access to online libraries, etc.?;
- 6) What information do they need from the instructor/facilitator, etc.?;
- 7) What suggestions do the learners have?; and,
- 8) What can the instructor/facilitator do better?

Q10 - It's important that you receive the assistance you need to continue your coursework. What information do you feel you need that you don't currently have?

#	Answer	%	Count
1	How I can manage stress	11.54%	6
2	How I can connect with others in my course for support	5.77%	3
4	How to manage my current coursework load	25.00%	13
6	How do these changes affect my deadlines	28.85%	15
8	How to address inadequate Student Help Desk support levels or fluctuations in availability	0.00%	0
9	How to keep track of changing Hunter College schedules or requirements	17.31%	9



Q10 - It's important that you receive the assistance you need to continue your coursework. What information do you feel you need that you don't currently have?

#	Answer	%	Count
10	How to request updated or new technology/equipment	0.00%	0
11	How to request access to specific software or websites	0.00%	0
14	Other: Please specify	5.77%	3
15	How to seek additional support from my instructor	5.77%	3
	Total	100%	52
<b>Other: Please specify - Text</b>			
Disability services			
All assignments and deadlines for the rest of the semester			
How i am doing on weekly coursework due in order to understand if i am doing my work adequately and efficiently.			

Q12 - What resources are you lacking that are essential for you to continue to be effective in your coursework? (please select all that apply):





#	Answer	%	Count
4	I have all of the essential resources I need	47.22%	17
6	Internet	11.11%	4
7	Printer	25.00%	9
8	Video conferencing	5.56%	2
9	Other please specify:	2.78%	1
11	External monitor	0.00%	0
12	Computer	8.33%	3
	Total	100%	36

Q12\_9\_TEXT - Other please specify:

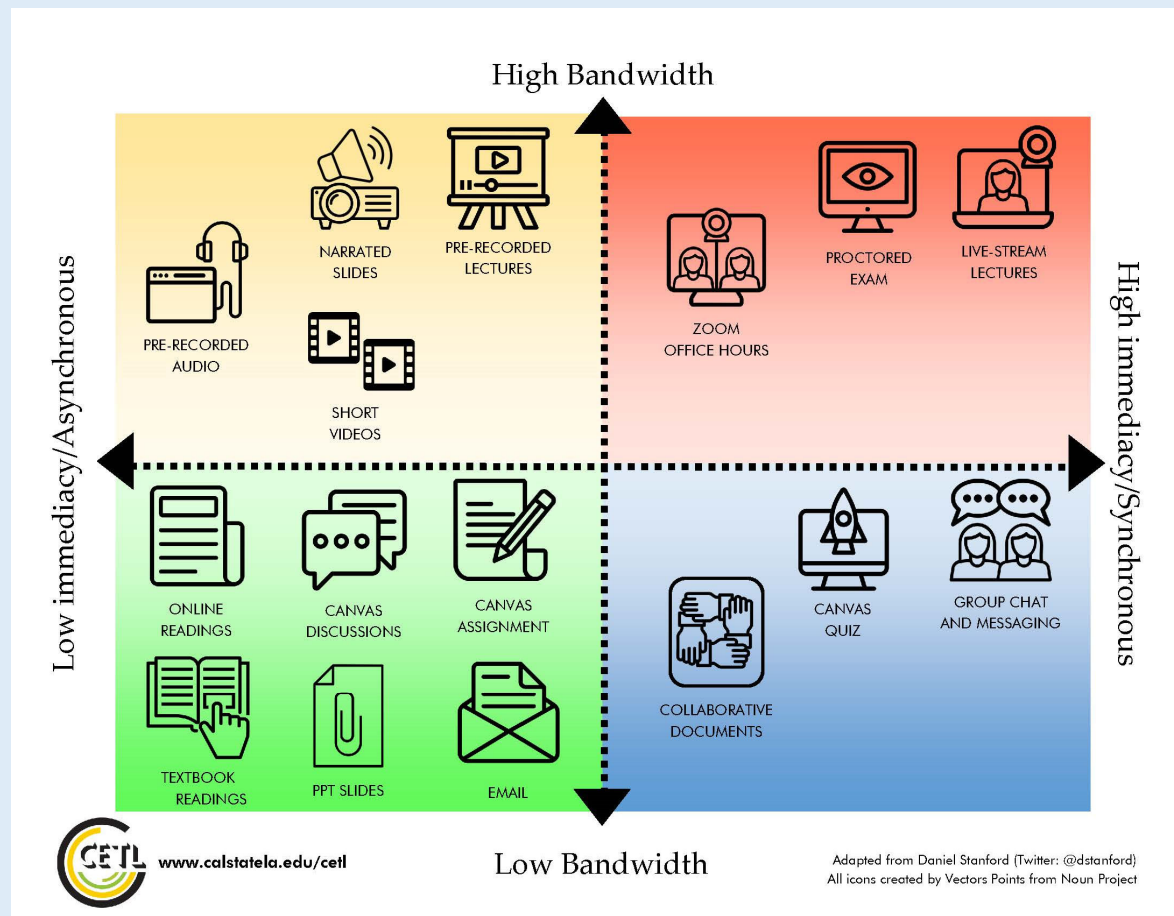
**Other please specify: - Text**

One computer three people need to use

# Which do you feel like and why?



# Low Bandwidth Teaching Matrix



# Educational programs aimed at digital equity

Students Alumni Faculty Staff Community QUICK LINKS

**HUNTER** 150 years 1870-2020

News /

**Hunter College Loans Students Free Laptops for Remote Learning**

March 19, 2020

Share



For students who don't have computers readily available to them, the transition to on-line classes presents a significant challenge. To combat this, Hunter College is providing students in need with loaner laptops, free of charge, through the end of the semester. The free program allows Hunter students to continue their studies during this CUNY-wide period of remote learning.

# Adobe Captivate

- 1) Create eLearning content
  - a) Slide shows
  - b) Demonstrations
  - c) Simulations
  - d) Virtual Reality



# Interactive Orientation

**AFPR 20900:**  
Introduction to  
Caribbean History to  
1900, Fall 2020

Learning Online - Are You  
Ready?

Overview of Hunter Online

Introduction to our  
Blackboard Course Site

---

**Course Information**

Announcements

Overview

Alerts & Reminders

Course Members &  
Learning Community

Instructor

Advice to the Instructor

---

**Course Materials**

Syllabus

Week 1 Pt 1: Orientation

Week 1 Pt 2: Introduction

**Assignment** Assignments

Q&A

My **Select**

---

**Help**

Send Email

Information and Media  
Literacy

Supplements

RWC Guidelines for Online  
Chat Tutoring

Hunter Library

## Week 1 Pt 1: Orientation

### Online Learning and Time Management

**Day 1**

This may be your first fully online course. If so, you probably have some questions about how online learning 'works' and how much time you need to devote. Click on the link at the top of this Learning Unit for an overview and some helpful time mangament ideas.

### Tips on Learning

Objectives:

- Determining your learning styles
- Using your learning styles to your best advantage
- Understanding and retaining information
- Improving reading rate and comprehension
- Effective classroom note taking
- Forming study groups
- Effective Use of Office Hours

# Interactive Orientation – Transcript

An Introduction to Our Blackboard Course-Site.docx

Page 3 of 4

What I would like to highlight in the Syllabus at this particular time is a section called Schedule of Readings and Assignments. You can see here, for example, Week 1. This corresponds to Week 1 on the Blackboard course site. You see your Week 1 readings listed in the Syllabus. You then click the corresponding Week on the Blackboard course site to view the activities for Week 1. In the case of Week 1 the activities are spread over Week 1 Pt1 and Week 1 Pt 2.

Let's take a closer look at Week 1 Pt 1: Orientation. It has learning modules about Online Learning and Time Management, Tips on Learning, Managing Stress, and so on.

Click on Assignments for detailed instructions for the assignments that you will have throughout the term. Here you have the instructions for our first assignment, "Getting to Know One Another."



# Adobe Captivate

## 2) Responsive Projects

- a) Author once
- b) Preview bar allows you to simulate different size screens or devices
- c) Publish as HTML5
- d) Content will adjust to the user's device

# Desktop



## BUILDING A ZOTERO LIBRARY

Use Zotero reference management software to build a library of scholarly resources

# iPhone X



## BUILDING A ZOTERO LIBRARY

Use Zotero reference management software to build a library of scholarly resources

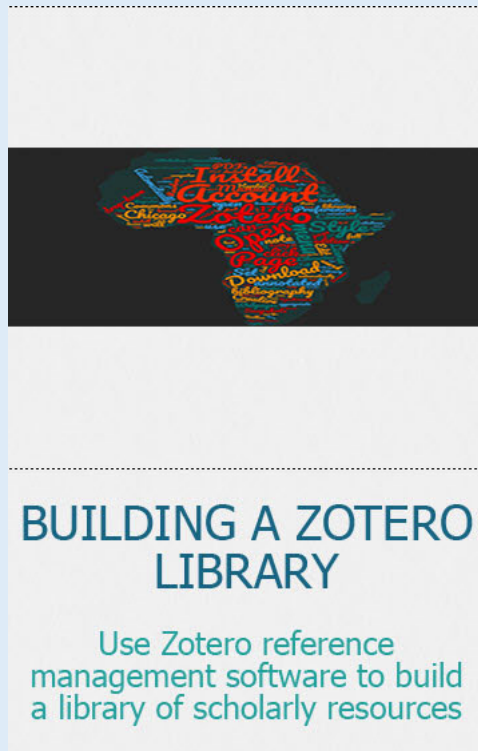
# iPad



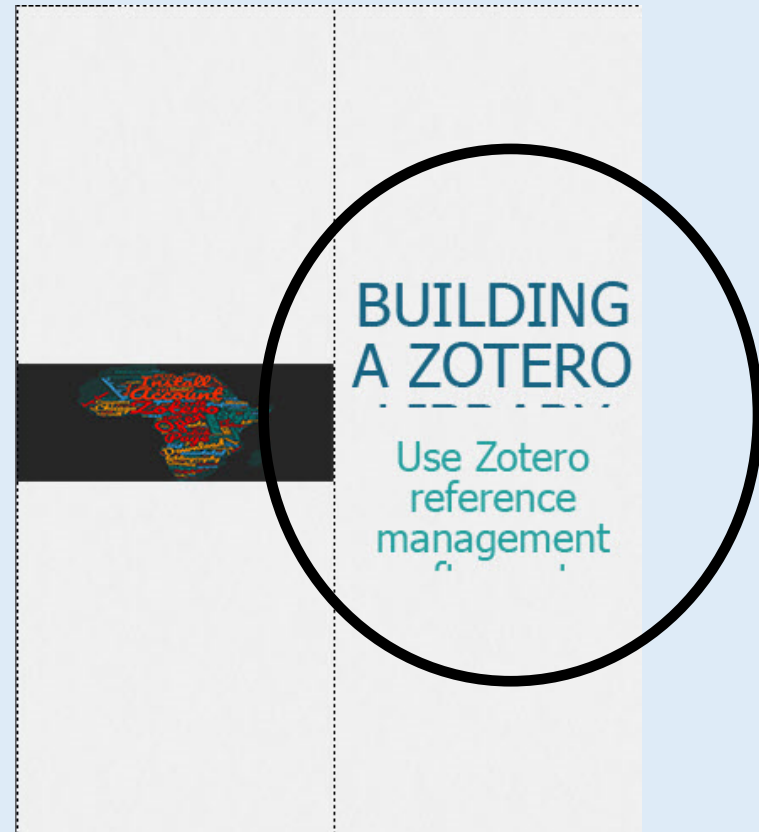
## BUILDING A ZOTERO LIBRARY

Use Zotero reference management software to build a library of scholarly resources

## Galaxy S8



## Google Pixel 2



# Handouts

How to Open an Account and Install Zotero

Page 1 of 13

How to Open an Account and Install Zotero

## Table of Contents

Open a Zotero Account .....	2
Download Zotero .....	3
Install a Zotero Connector for Your Browser .....	4
The Zotero Toolbar in Your Word Processor Installs Automatically.....	4
Synchronize Your Zotero Account Across Computers.....	5
Set Up Zotero to Find Full Text in Hunter Libraries.....	7
Set Up Zotero to Attach PDFs and Snapshots of Webpages .....	9
Download the Chicago Manual of Style 17th Edition (note, annotated bibliography) .....	11
Creative Commons License .....	13

## Download Zotero

From the Zotero “[Download](https://www.zotero.org/download/)” page (<https://www.zotero.org/download/>) choose the appropriate version of Zotero for the type of computer and operating system that you are using:

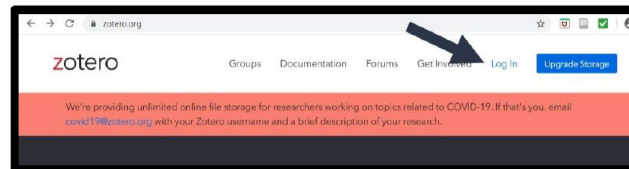


Download and install the Zotero file as you would download other software applications.

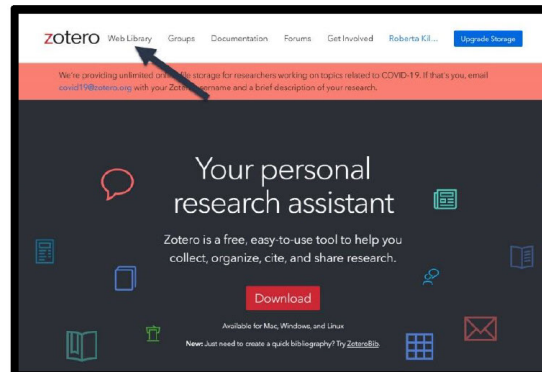
## Using Zotero with Chromebooks

Chromebooks and the desktop app version of Zotero are not compatible, however you can use the browser version in Chrome.

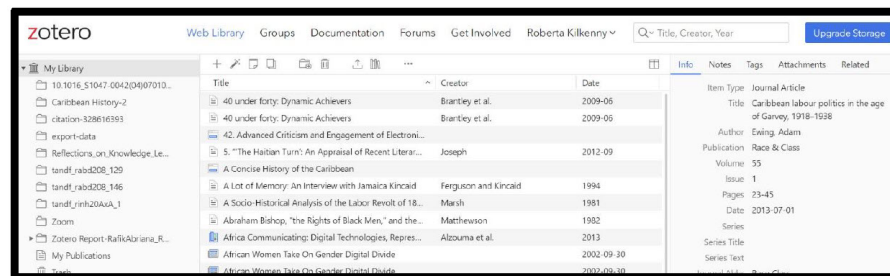
Step 1. Go to [zotero.org](https://zotero.org) and click on Log In.



Step 2. Click on Web Library.



Step 3. You can build your library in the browser version following the same procedure outlined for the app.





# Guest Speaker

Chicago Style\_1 - Adobe Connect

Events Index

Search

Filter Events ▼

- Chicago Style [0:00:00]
- Why there are different styl...
- Chicago vs MLA style [0:04:...
- Chicago vs APA style [0:07:...
- Why CMS is useful [0:09:03]
- How to use Chicago style [...]
- Avoiding Plagiarism [0:19:...
- Citing websites [0:24:44]
- Citing primary sources in a ...
- Citing journal articles [0:30:...
- Annotated Bibliographies [...]
- Additional Resources [0:34:...
- Thank You/Contact Inform...

Video (1)

Ben Hellwege

The Chicago Manual of Style.pptx

## Why is CMS useful?

- CMS citations generally allows for a greater amount of specificity and detail than either MLA or APA style.
- This additional detail is crucial in history, where much of the strength of the argument you make in your paper depends on the source material you are quoting or citing.

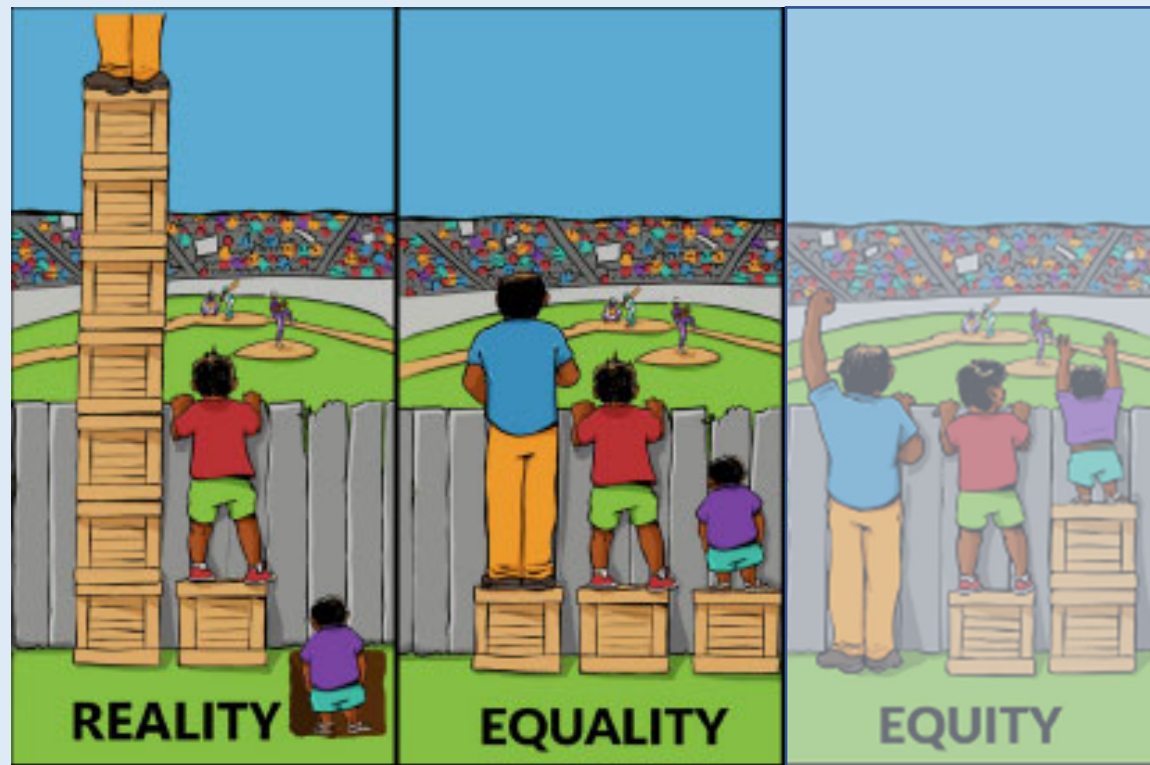
Files	
Name	Size
The Chicago Manu...	320 KB

Download File(s)

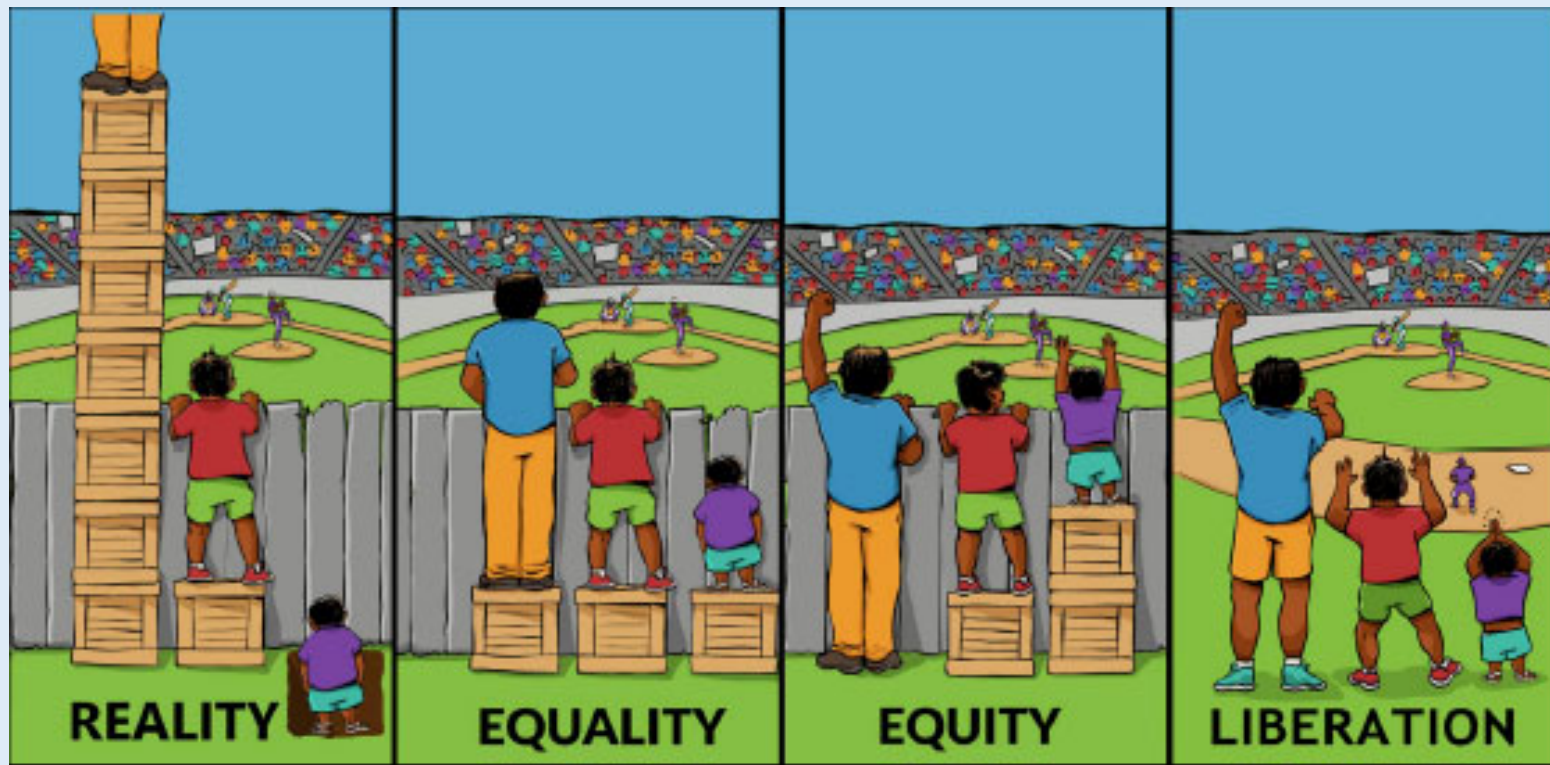
0:09:45/0:37:38



How do we see this from the standpoint of remote learning?



# What does liberation look like?



# AFPR 29028: Digital Sources and Methodologies in Africana Studies

- 1) Potentials and Challenges of Digital Resources
- 2) Exploring and Evaluating Databases, Digital Archives and Websites
- 3) Exploring and Evaluating Virtual Environments and Serious Gaming
- 4) From Consumer to Producer

# Contact information

Roberta Walker Kilkenny at  
[roberta.kilkenny@hunter.cuny.edu](mailto:roberta.kilkenny@hunter.cuny.edu)

## DRAFT

### AFPRL 29028: Digital Sources and Methodologies in Africana Studies Excerpt from the Readings - Roberta Walker Kilkenny

#### *Unit 1 - Understanding the Potentials and Challenges of Digital Resources*

##### 1. Course Overview

Earhart, Amy and Toniesha Taylor. "Pedagogies of Race: Digital Humanities in the Age of Ferguson." <http://dhdebates.gc.cuny.edu/debates/text/72>.

##### 2. The Significance of Methodology

Stewart, James B. "Will the Revolution be Digitized? Using Digitized Resources in Undergraduate Africana Studies Courses."

<http://proxy.wexler.hunter.cuny.edu/login?url=http://search.ebscohost.com/login.aspx?direct=true&db=a9h&AN=14446504&site=ehost-live>

##### 3. Introduction to Digital Resources

Jaksch, Marla and Angel Nieves. "Africa is a Country? Digital Diasporas, ICTs, and Heritage Development Strategies for Social Justice."

<http://jstp.commons.gc.cuny.edu/africa-is-a-country-digital-diasporas-icts-and-heritage-development-strategies-for-social-justice/>

Mathew, Ivy and Jane Iloanya. "Open and Distance Learning: Benefits and Challenges of Technology Usage for Online Teaching and Learning in Africa."

<http://dspace.col.org/bitstream/handle/11599/2543/PDF?sequence=4&isAllowed=y>

##### 4. How Can We Narrow the Digital Divide?

Franklin, Martin and Roger Hosein. "Closing the Digital Divide in Trinidad and Tobago: The Experience of Community-based Learning Centres."

<http://pcf4.dec.uwi.edu/viewpaper.php?id=368>

"Global Perspectives: Interview with Alex Gil."

<http://4humanities.org/2013/01/interview-with-alex-gil/>.

Kleinveldt, Lynn, Marietjie Schutte et al. "Embedded Librarianship and Blackboard Usage to Manage Knowledge and Support Blended Learning at a South African University of Technology."

<http://proxy.wexler.hunter.cuny.edu/login?url=http://search.ebscohost.com/login.aspx?direct=true&db=aph&AN=118245936&site=ehost-live>.

Smith, Aaron. *African Americans and Technology Use: A Demographic Portrait*.

<http://www.pewinternet.org/files/2014/01/African-Americans-and-Technology-Use.pdf>