










Choice Board for 5 Theorists

Directions: For each of the remaining 5 theorists in your book, you will choose a 3 course meal from the selections below. For example, if one of the theorists was Piaget I could choose Appetizer no. 3, Entree no. 2, and Dessert no. 1.

You may select different choice board activities for each theorist- just be sure to choose one per category. This is your time to be creative. You will turn in one document for each of the theorists. See this [example](#) for what you will turn in on Canvas.

<p style="text-align: center;">Appetizer (remember and understand)</p>	<p style="text-align: center;">Entree (apply and analyze)</p>	<p style="text-align: center;">Dessert (evaluate and create)</p>
<div style="text-align: center;"></div> <p>1. You are an invited speaker for your local school district's teacher development day. Write a 200-250 word script of your talk that describes the key points of this theory.</p>	<div style="text-align: center;"></div> <p>1. Find a song or a clip from a movie/ TV show that demonstrates a key idea of this theory. In 75-100 words, explain your choice in this Flipgrid.</p>	<div style="text-align: center;"></div> <p>1. You are the curator of this theorist's Instagram account. Come up with an appropriate username for this theorist. Find 2 photographs/ artworks you will choose to show the relationship of this theory to a current event. Provide a one-sentence caption and a hashtag per photo.</p>
<div style="text-align: center;"></div> <p>2. Write the lyrics for a song or rap that explains the main ideas of the theory. (Feel free to write new lyrics for a familiar tune. You can sing it, too, if you like!) For example, Lizzo's Truth Hurts Parody OR Hold On - Wilson Phillips Parody</p>	<div style="text-align: center;"></div> <p>2. Show how this theory could be applied in your future classroom. You may share your example through a comic strip or a 250-300-word written explanation. You can use either Canva or Makebeliefscomics to create your comic strip. Here is an example: Piaget comic strip.</p>	<div style="text-align: center;"></div> <p>2. You are a consultant for a school. Using Google Slides or PPT create a presentation to inform the principal <i>why</i> teachers should learn about this theory. Be clear and specific, including 3 important aspects of the theory and examples of how they would be used in the classroom. Here is an example from Piaget.</p>
<div style="text-align: center;"></div> <p>3. Make a 15-question quiz & answer key about this theory using Quizlet or Kahoot</p>	<div style="text-align: center;"></div> <p>3. Make an interactive word wall/ mind map for this theory (one that is organized by concept, not alphabetically) using Mindmup or Popplet. Here is an example: Piaget mind map (This video explains an interactive word wall. You will NOT use the TEKS, but you will select a core idea from your chosen theory.)</p>	<div style="text-align: center;"></div> <p>3. What part(s) of this theory do you NOT agree with? Describe what the theorist said, what you think, and why you disagree in 200-250 words.</p>