


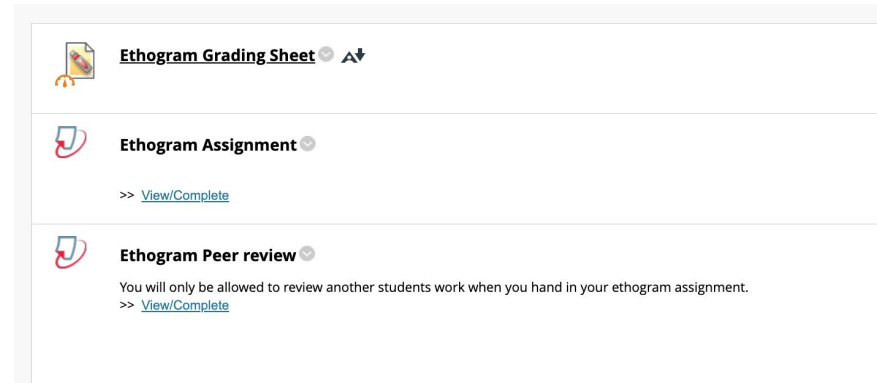
Self and peer review in small and large classes

Amber Alliger & Mowmita Jabir






Why Peer Review?

- *Understanding the assignment*
- *Understanding the instructor*
- *Reading over work improves theory of mind/work*
- *Perfect for both small & large classes*
 - *But fantastic for large formats*
- *Can be done for any assignment*
 - *Word or PDF*






The screenshot shows a list of course items in a management system. Each item has a document icon on the left and a dropdown arrow on the right. The first item is 'Ethogram Grading Sheet'. The second item is 'Ethogram Assignment', which has a '>> View/Complete' link below it. The third item is 'Ethogram Peer review', which has a message below it: 'You will only be allowed to review another students work when you hand in your ethogram assignment.' followed by a '>> View/Complete' link.

	Ethogram Grading Sheet	⌵
	Ethogram Assignment	⌵
	>> View/Complete	
	Ethogram Peer review	⌵
	You will only be allowed to review another students work when you hand in your ethogram assignment.	
	>> View/Complete	



Options/Choices


- *Anonymous or not*
- *Random or Paired*
- *Deadlines within deadlines*

STUDENT ▲	SUBMITTED	GRADE (100)	ACTIONS
	2/2 reviews	-- / 100	Show details More Actions ▼
	1/2 reviews	-- / 100	Show details More Actions ▼
	2/2 reviews	-- / 100	Show details More Actions ▼
	2/2 reviews	-- / 100	Show details More Actions ▼

Benefits of Turnitin PeerMark

- *Easy to read work*
- *Can see names self and peer reviewer*

submitted 2 reviews		SCORE
		(10)
	Read Review	--
System assigned	04-May-2022	
	Read Review	--
Self-review	04-May-2022	
Read all these reviews at once		
TOTAL --/20 (--%)		

received 2 reviews	
	Read Review
Self-review	04-May-2022
	Read Review
System assigned	03-May-2022
Read all these reviews at once	

Guiding the Students

- *Free-standing questions*
- *Scaling Questions*

PeerMark®
by Turnitin

Ethogram Peer review
Paper by / [redacted]
Review by [redacted]
Progress: 100% COMPLETED

Print

Grade: [] /10 Submit

PSYCH 225

Ethogram:

Topic: The topic of this ethogram will be looking at communication/play behaviors in Bears.

Hypothesis: Brown bears use body movements as a signal of communication in play vocalizations.

Sampling Style: The sampling style used for this ethogram was one-zero sampling. was used because it allows for a decrease in interpretation bias when recording the behavior.

2. Is a clear hypothesis stated? The hypothesis should not be a question, but a statement. It should be clear and let you know what the ethologist is going to measure. Do you think it is clear enough for a reasonable person to understand? Explain why the hypothesis does or does not fit these criteria. -Out of 20% what is the grade for this part? _____%




The hypothesis is a clearly stated question that lets me know what behaviors might be looked at during the observation. The topic is also clearly included in the hypothesis and it is easy to follow along - 20%

3. Is there a clear statement of the sampling method that will be used to measure the subjects? -Out of 20% what is the grade for this part? _____%

The sampling method being used is clearly stated - 20%

4. Is there a clear definition of why they chose the sampling method that they did? Does it make sense regarding the number of animals.

Giving Feedback

	1/2 reviews	-- / 100	Show details More Actions ▾
	2/2 reviews	-- / 100	<ul style="list-style-type: none">Read all reviews student submittedWrite instructor reviewPrint reviews student submittedPrint reviews student received
	0/0 reviews	0 / 100	



Grading

Average of

- *Self Review*
- *Peer Review*
- *My Review*

Instructions from syllabus 

How ethogram will be graded. There will be three grades. 1. the grade you give yourself, 2. the grade a peer student gives you (anonymously and randomly handed out) and 3. the grade I give you. I will average the three grades.

I doubt this will happen, but I reserve the right to override either the peer or self-grade that is not at all in line with what grade is deserved on the ethogram. I will discuss this with you, if it should happen.

Needs to be a PDF or word document-no other versions will be graded---Lateness - 1 point per day

What tool to use?

- *Turnitin LTI 1.3*
- *PeerMark assignment*

The screenshot displays a course management interface for 'Mowmita's Spring 2023 Course'. The left sidebar contains navigation options such as Announcements, Course Information, Assignment Submission, Course Materials, Instructor, Tools, Discussion Board, My Grades, Help, Faculty Support, and Student Support. The main content area is titled 'Assignment Submission' and features three tabs: 'Build Content', 'Assessments', and 'Tools'. The 'Build Content' dropdown menu is open, showing a list of content creation options. The option 'Turnitin LTI 1.3' is highlighted with a red rectangular box. A red arrow points from the 'Build Content' tab to the 'Turnitin LTI 1.3' option. Other options in the dropdown include 'New Page', 'Content Folder', 'Module Page', 'Mashups', 'Flickr Photo', 'SlideShare Presentation', 'YouTube Video', 'Learning Module', 'Course Link', 'Hunter VoiceThread', 'McGraw Hill Connect', 'Wiley Resources', 'Wiley Assignments', 'Hunter SAGE Vantage', 'CUNY OpenEd', and 'ATLAS'.

Key features of PeerMark:

Papers can be assigned

- automatically
- manually by the instructor
- self-selected by students

Reviews can be

- anonymous
- attributed

Reviews written by responding to

- free-response questions
- scale questions

- Students can be excluded from reviews
- Non-submitting students can be allowed to review papers

Timeline to follow:

Turnitin due date

- Base (original) Turnitin assignment due date

Gap time

- Allow some gap time for late submission

PeerMark start date

- Students begin their peer review

PeerMark due date

- Students can edit their reviews up until the due date

PeerMark post date

- Students receive PeerMark feedback on their own assignments

Setting it up: Creating the Base Assignment

? Title

Original Turnitin Assignment to be peer assessed

? Instructions

Write a 1000 word review to summarise the music scene in the 90s in the United Kingdom.

Enable PeerMark ?



? Max Grade

100

? Start Date

2022-06-16 11:20 BST

? Due Date

2022-06-23 11:15 BST

? Feedback Release Date


2022-06-23 11:15 BST

Optional Settings

Submit





Setting it up: Creating PeerMark Assignment

Assignment Inbox Analytics PeerMark 

Search All S PeerMark Setup  PeerMark Reviews on behalf of student

PeerMark Assignment

PeerMark Assignment PeerMark Questions Distribution  



Title **Maximum points available**

Instructions

Students can review from

Students can review until

Peer feedback available from

 **Additional Settings** 

Additional Settings

Award maximum points on review
 Yes No

Students can view the names of their peers during review
 Yes No

Students without a submission can review
 Yes No

Automatically distribute papers for review:

Students can self-select papers for review:

Students must review their own paper
 Yes No

Setting it up: PeerMark Questions

PeerMark Assignment

PeerMark Assignment

PeerMark Questions

Distribution



Add from Library ▾

Save to Library ▾

Delete Library ▾

+ Add Question

⊕ Reorder questions

Please rate the readability of this essay

Question type: Scale

Highest: 4

Lowest: 1



At which point did you feel most interested by this piece? When least?

Explain.









Question type: Free Response

Minimum answer length: 5



Setting it up: Distribution

The screenshot displays the PeerMark interface for the 'Distribution' tab. At the top, there is a navigation bar with 'Assignment Inbox', 'Analytics', and 'Peermark' (with a dropdown arrow). On the right side of the navigation bar are icons for a notification bell, a help question mark, and a settings gear. Below the navigation bar, there are three tabs: 'PeerMark Assignment', 'PeerMark Questions', and 'Distribution' (which is the active tab). To the right of the tabs are two buttons: a blue '+' button and a red trash icon button. Below the tabs, there is a search input field with the placeholder text 'Search' and a 'Filters & Settings' button with a dropdown arrow. The main content area is titled 'Paper Author' and contains a table with two rows of data. Each row represents an author and includes an information icon, the author's name, the status '(Forced: 0, System assigned: 1)', and three control buttons: a grey '-' button, a blue '+' button, and a red '-' button.

Paper Author				
 Kung, Shiao-Chuan	(Forced: 0, System assigned: 1)			
 Torres, Abigail	(Forced: 0, System assigned: 1)			

Even Santa uses turnitin

The image shows a screenshot of a Turnitin rubric interface. The main window is titled "Naughty or Nice" and displays a table with three rows: "Music", "School", and "Creativity". Each row has a score of 30%. The table has four columns: "Naughty", "0.00", "Neutral", "3.00", "Nice", and "5.00". The "Naughty" column contains text describing the criteria for each category. The "0.00" column is empty. The "Neutral" column contains text describing the criteria for each category. The "3.00" column is empty. The "Nice" column contains text describing the criteria for each category. The "5.00" column is empty. A blue box highlights the "Naughty" column. The Turnitin logo is visible in the top right corner. A sidebar on the right contains a "Your rubric is a window" section with a link to "View the rubric" and a "To access your rubric" section with a link to "View the rubric".

	Naughty	0.00	Neutral	3.00	Nice	5.00
Music 30%	This document contains... This document contains... This document contains...		This document contains... This document contains... This document contains...		This document contains... This document contains... This document contains...	
School 30%	This document contains... This document contains... This document contains...		This document contains... This document contains... This document contains...		This document contains... This document contains... This document contains...	
Creativity 30%	This document contains... This document contains... This document contains...		This document contains... This document contains... This document contains...		This document contains... This document contains... This document contains...	

Rubrics make grading a breeze

Resources

Resource Padlet:

<https://huntercollege68.padlet.org/mjabir/Turnitin>

Turnitin Blackboard Basic help for Instructors:

<https://help.turnitin.com/feedback-studio/blackboard/basic/instructor/instructor-category.htm>

Turnitin Blackboard Basic help for Students:

<https://help.turnitin.com/feedback-studio/blackboard/basic/student/student-category.htm>

Thank you!